



TYPE

Phao 12.7/400/1

08.09.2021
Rev 0

Artikel:

5961-75146-01

NOMINAL RATINGS

Rated output	Qn	400,00 kvar
Rated voltage	Un	12,70 kV rms
Capacitance	Cn	7,89 μ F
Rated current	In	31,5 A
Frequency	fn	50 Hz
Isolation level	Ui	50/125 kV BIL
Internal fuse		NO
Pressure switch		NO
Discharge resistor		600sec/75V
Installation		indoor
Connection	I	single phase

BUSHING

	D-403
Number	2
Material	Porcelain
Flash over distance	193 mm
Creepage distance	472 mm
Terminal	M 12

ROUTINE TEST

	<i>Test voltage</i>
Terminal/Terminal	25.400 VAC,10s
Terminal/Terminal	50.800 VDC,10s
Terminal/Case	50.000 VAC,10s

DRAWING

ME-723-211-001

Standard

IEC60871-1(2014)

OPERATING TEMPERATURE

Minimum ambient:	Tmin	-15 °C
Maximum ambient:	Tmax	+45 °C

STORAGE TEMPERATURE (>3 month)

	In original packing	Unpacked
Tmin	-30 °C	-30 °C
Tmax	+40 °C	+45 °C

TECHNOLOGY

Allfilm	
Dielectric	Polypropylene
Filling material	C101
Quantity of filling mat.	11,3 l

DESIGN DATA

Weight	52 kg
Casing material	Stainless steel ED
Painting	RAL 7033
Mounting position	horizontal *)
Dimensions	345*175*580 mm

*) From electrical perspective, ESTA Capacitors can be erected vertically as well as horizontally

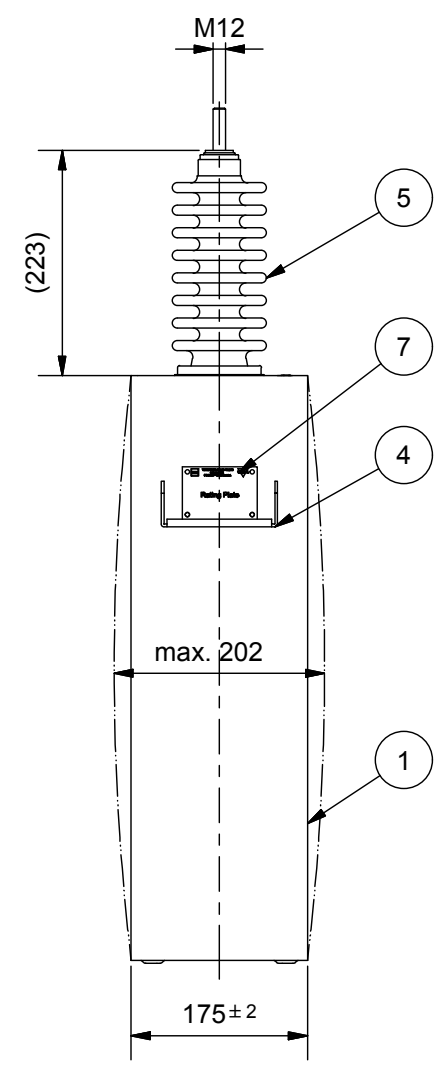
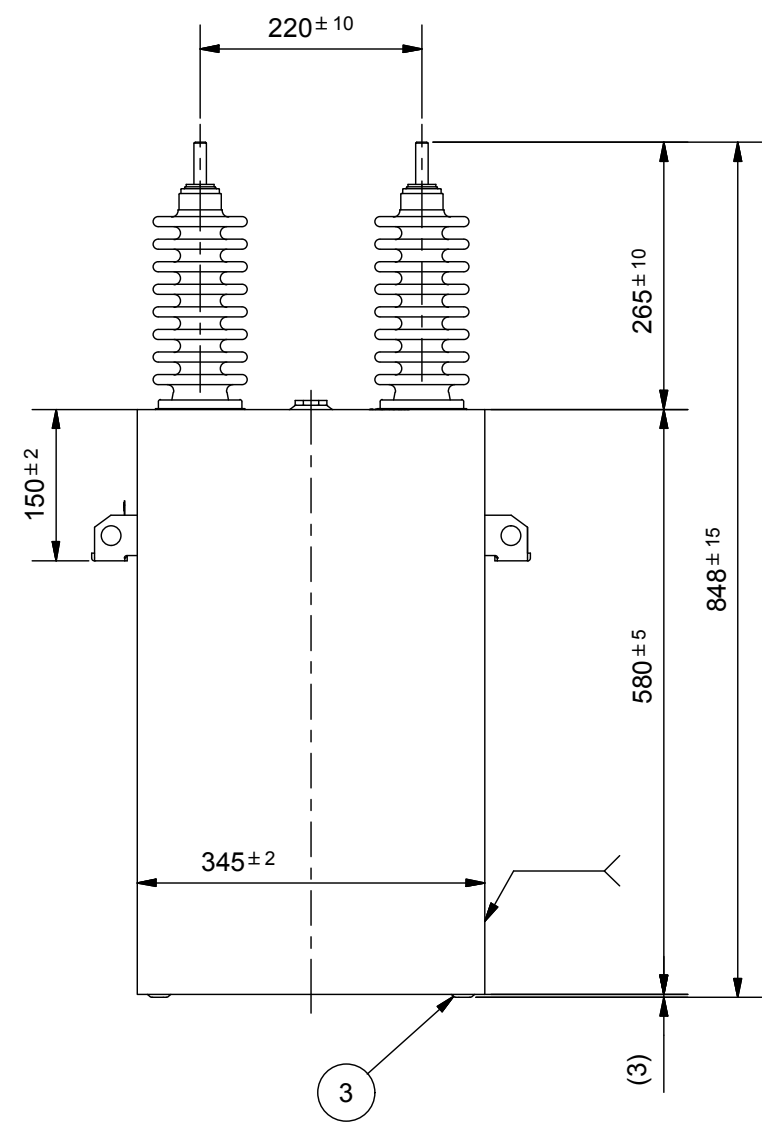
Vishay Electronic GmbH, Dr.-Felix-Zandman-Platz 1, D-95100 Selb, Amtsgericht/County Court Hof, HRB 1895
Geschäftsführer/Managing Directors: Werner Gebhardt, Torsten Müllner, Günther Volkmann
Vorsitzender des Aufsichtsrats/Chairman of the Supervisory Board: Erich Schädlich

www.vishay.com[Please click here for ZVEI safety instructions](#)

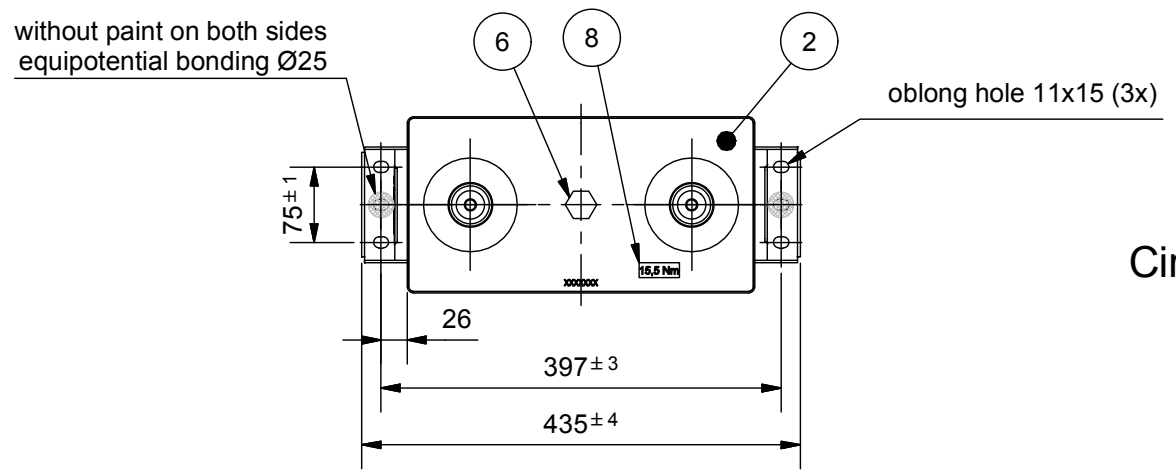
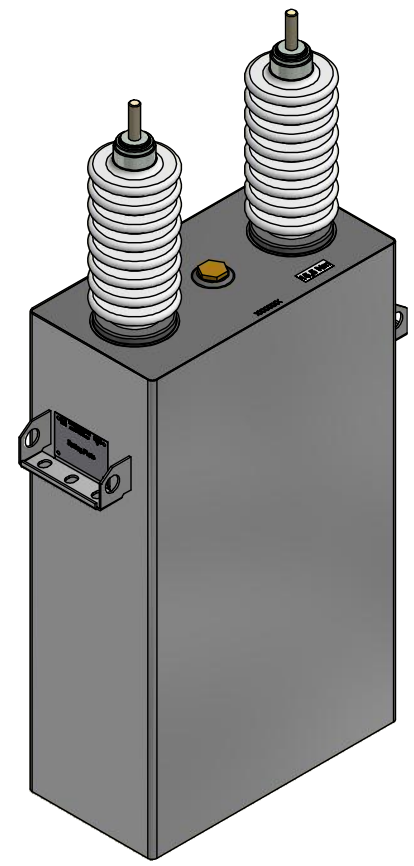
Statements about product lifetime and FIT rate are based on calculations, field data and internal testing. They should only be interpreted as estimations. Also, due to external factors, the lifetime and FIT rate in the field application may deviate from the calculated values. In general, nothing stated herein shall be construed as a guarantee of quality or durability.

We reserve all rights for this technical document; this applies especially in the case of a patent being issued or a design registered. This technical document may neither be copied nor rendered accessible to third parties without our prior written agreement. Fabrication, reproduction or other utilization - also by means of tools which have been fabricated to this drawing - in accordance with this document is prohibited to third parties. Violation entitles us to claim for damage and may result in prosecution.

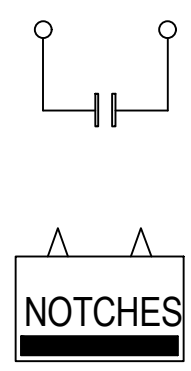
Für diese technische Unterlage behalten wir uns alle Rechte vor, dies gilt insbesondere für den Fall einer Patent- oder Gebrauchsmuster-Erteilung. Ohne unsere vorausgehende schriftliche Zustimmung ist jede Vervielfältigung oder Zurverfügungstellung an Dritte untersagt. Herstellung, Nachbau oder sonstige Nutzbarmachung - auch mittels Werkzeugen, die nach dieser Zeichnung hergestellt wurden - entsprechend dieser Unterlage für Dritte ist verboten. Zuwiderhandlungen berechtigen uns, Schadenersatz zu fordern und können strafrechtliche Folgen haben.



POS	QTY	ITEM	NORM	MATERIAL
1	1	Box	G_75146-01	1.4512 (Ed)
2	1	Cover	WA-134-232-008	1.4512 (Ed)
3	1	Bottom	WA-234-222-003	1.4301 (Eda)
4	2	Fastening angle	E-006-598	1.4301 (Eda)
5	2	Bushing	D-403	Porcelain
6	1	Locking screw	E-001-103-1	CuZn
7	1	Rating plate	E-004-...	ALU
8	1	Torque sticker	15,5 Nm	Polyester



Circuit diagram:



PERMISSIBLE TOLERANCES ISO 2768: c					
APPLICATION FOR:					
DIMENSIONS IN: mm		SCALE: 1 : 7,5 A3			
MODEL: 75146-01-A1.iam					
SPECIFICATION No.:		INDEX	REVISION	DATE	NAME
DRAWN: 06.12.2017 mbuerger		MATERIAL: 1.4512 (Ed) WEIGHT: 52,0 kg		DESIGNATION: Capacitor Type: Phao 12.7/400/1	
CHECKED: 06.12.2017 Irichter		SUBST. FOR: SUBST. BY:		REMARK: ME-723-211-001	
DIN ISO 128-30		STATUS:		DWG-No.: SAP: XXXX-XXXXX	
Hofmark-Aich-Str. 36 84030 Landshut Germany		VISHAY ESTA Capacitors Division		75146-01-A1	
		VISHAY		EDV-No.: 75146-01-A1.dwg	