



# Hysol<sup>®</sup> 3430<sup>™</sup>

March 2008

## PRODUCT DESCRIPTION

Hysol<sup>®</sup> 3430<sup>™</sup> provides the following product characteristics:

<b>Technology</b>	Epoxy
<b>Chemical Type</b>	Epoxy
<b>Appearance (Resin)</b>	Ultra clear
<b>Appearance (Hardener)</b>	Ultra clear
<b>Appearance (Mixed)</b>	Ultra clear, Transparent <sup>LMS</sup>
<b>Components</b>	Two part - Resin & Hardener
<b>Mix Ratio, by volume - Resin : Hardener</b>	1 : 1
<b>Mix Ratio, by weight - Resin : Hardener</b>	100 : 100
<b>Cure</b>	Room temperature cure after mixing
<b>Application</b>	Bonding

Hysol<sup>®</sup> 3430<sup>™</sup> is a two component, clear epoxy adhesive which cures rapidly at room temperature after mixing. It is a general purpose adhesive which develops high strength on a wide range of substrates. The gap filling properties make this adhesive system suitable for rough and poorly fitting surfaces made from metal, ceramic, rigid plastics or wood.

## TYPICAL PROPERTIES OF UNCURED MATERIAL

### Resin Properties

Specific Gravity @ 25 °C 1.14 to 1.2  
 Viscosity @ 25 °C, Cone & Plate Rheometer, mPa·s (cP):  
 Shear Rate: 10 s<sup>-1</sup> 18,000 to 28,000  
 Flash Point - See MSDS

### Hardener Properties

Specific Gravity @ 25 °C 1.14 to 1.2  
 Viscosity @ 25 °C, Cone & Plate Rheometer, mPa·s (cP):  
 Shear Rate: 10 s<sup>-1</sup> 18,000 to 28,000  
 Flash Point - See MSDS

### Mixed Properties

Specific Gravity @ 25 °C 1.14 to 1.2<sup>LMS</sup>  
 Viscosity @ 25 °C, Cone & Plate Rheometer, mPa·s (cP):  
 Shear Rate: 10 s<sup>-1</sup> 18,000 to 28,000<sup>LMS</sup>  
 Gel Time @ 25 °C, minutes:  
 5 g resin / 5 g hardener 5 to 10<sup>LMS</sup>

## TYPICAL CURING PERFORMANCE

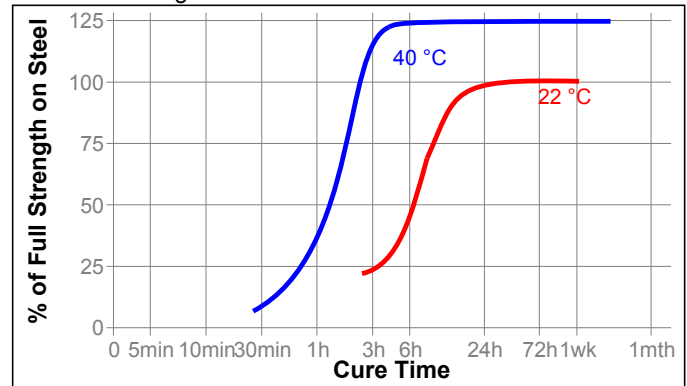
### Fixture Time

Fixture time is defined as the time to develop a shear strength of 0.1 N/mm<sup>2</sup>.

Fixture Time, mixed, minutes 15

### Cure Speed vs. Time, Temperature

The rate of cure will depend on the ambient temperature, elevated temperatures may be used to accelerate the cure. The graph below shows shear strength developed with time at various temperatures on grit blasted steel lap shears and tested according to ISO 4587.



## TYPICAL PROPERTIES OF CURED MATERIAL

Cured for 7 days @ 22 °C, 4 mm thick samples.

### Physical Properties:

Coefficient of Thermal Expansion ISO 11359-2, K<sup>-1</sup>:  
 Temperature Range: 10 °C to 40 °C 53×10<sup>-6</sup>

Cured for 7 days @ 22 °C, 1.2 mm thick samples

### Physical Properties:

Coefficient of Thermal Conductivity, ISO 8302, W/(m·K) 0.3  
 Tensile Strength, ISO 527-3 N/mm<sup>2</sup> 36  
 (psi) (5,220)  
 Tensile Modulus, ISO 527-3 N/mm<sup>2</sup> 3,210  
 (psi) (465,500)  
 Compressive Strength, ISO 604 N/mm<sup>2</sup> 65  
 (psi) (9,420)  
 Elongation, ISO 527-3,% 2  
 Shore Hardness, ISO 868, Durometer D 70  
 Glass Transition Temperature, ASTM E 1640, °C 58

### Electrical Properties:

Dielectric Breakdown Strength, IEC 60243-1, kV/mm 25  
 Volume Resistivity, IEC 60093, Ω·cm 3×10<sup>15</sup>  
 Surface Resistivity, IEC 60093, Ω 0.2×10<sup>18</sup>



## Dielectric Constant / Dissipation Factor, IEC 60250:

1 kHz	3.07 / 0.04
1 MHz	3.26 / 0.04
10 MHz	3.57 / 0.01

## TYPICAL PERFORMANCE OF CURED MATERIAL

## Adhesive Properties

Cured for 7 days @ 22 °C

Lap Shear Strength , ISO 4587:

Mild steel (grit blasted)	N/mm <sup>2</sup>	22
	(psi)	(3,200)
Stainless steel	N/mm <sup>2</sup>	15
	(psi)	(2,175)
Aluminum (Isopropanol wiped)	N/mm <sup>2</sup>	7
	(psi)	(1,010)
Aluminum (abraded)	N/mm <sup>2</sup>	14
	(psi)	(2,030)
Zinc dichromate	N/mm <sup>2</sup>	16
	(psi)	(2,320)
Polycarbonate	N/mm <sup>2</sup>	4
	(psi)	(580)
ABS	N/mm <sup>2</sup>	5
	(psi)	(725)
PVC	N/mm <sup>2</sup>	5
	(psi)	(725)
GRP (polyester resin matrix)	N/mm <sup>2</sup>	3
	(psi)	(435)
Softwood (Deal)	N/mm <sup>2</sup>	8
	(psi)	(1,160)
Hardwood (Teak)	N/mm <sup>2</sup>	11
	(psi)	(1,600)

180° Peel Strength, ISO 8510-2:

Steel (grit blasted)	N/mm	3
	(lb/in)	(17)

Impact Strength , ISO 9653, J/m<sup>2</sup>

3

## TYPICAL ENVIRONMENTAL RESISTANCE

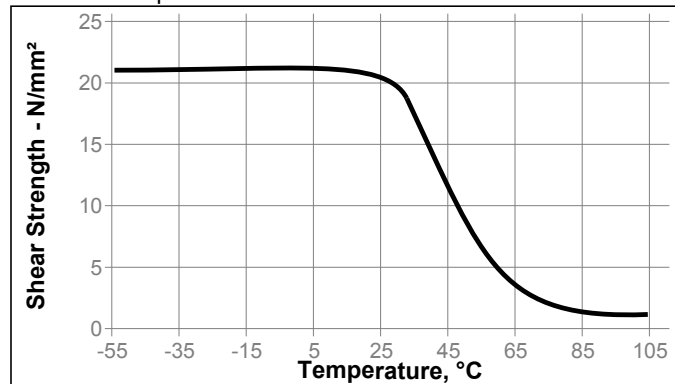
Cured for 7 days @ 22 °C (0.05 mm bond gap).

Lap Shear Strength , ISO 4587:

Mild steel (grit blasted)

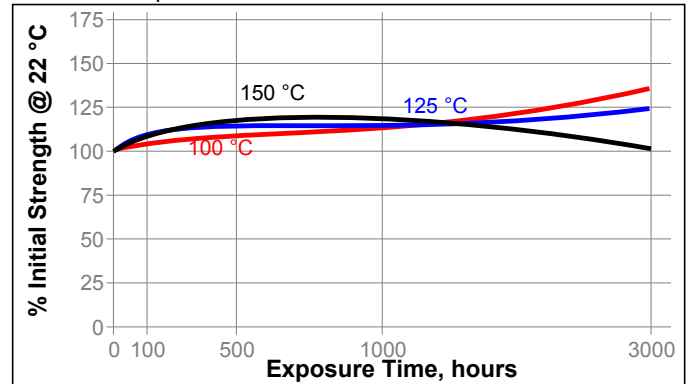
## Hot Strength

Tested at temperature



## Heat Aging

Stored at temperatures indicated and tested at 22°C.



## Chemical/Solvent Resistance

Aged under conditions indicated and tested at 22 °C

Environment	°C	% of initial strength		
		500 h	1000 h	3000 h
Water	60	55	50	45
Water	90	50	40	20
Motor oil	22	85	75	75
Unleaded gasoline	22	95	90	75
Water/glycol 50/50	87	25	20	20
98% RH	40	95	85	85
Sodium Chloride, 7.5%	22	95	95	80
Acetone	22	85	75	75
Acetic Acid, 10%	22	85	75	50
Sodium hydroxide, 4%	22	90	85	80

## GENERAL INFORMATION

This product is not recommended for use in pure oxygen and/or oxygen rich systems and should not be selected as a sealant for chlorine or other strong oxidizing materials.

For safe handling information on this product, consult the Material Safety Data Sheet, (MSDS).

Where aqueous washing systems are used to clean the surfaces before bonding, it is important to check for compatibility of the washing solution with the adhesive. In some cases these aqueous washes can affect the cure and performance of the adhesive.

**Directions for use**

1. For best performance surfaces for bonding should be clean, dry and free of grease. For high strength structural bonds, special surface treatments can increase the bond strength and durability.
2. To use, resin and hardener must be blended. Product can be applied directly from dual cartridges by dispensing through the mixer head supplied. Discard the first 3 to 8 cm of bead dispensed. Using twin cartridges or bulk containers, mix thoroughly by weight or volume in the proportions specified in the Product Description Matrix. For hand mixing, weigh or measure out the desired amount of resin and hardener and mix thoroughly. Mix approximately 15 seconds after uniform color is obtained.
3. **Do not mix quantities greater than 20 g in mass as excessive heat build-up can occur. Mixing smaller quantities will minimize the heat build-up.**
4. Apply the adhesive as quickly as possible after mixing to one surface to be joined. For maximum bond strength apply adhesive evenly to both surfaces. Parts should be assembled immediately after mixed adhesive has been applied.
5. Working life of the mixed adhesive is  $\leq 4$  minutes @ 22 °C. Higher temperature and larger quantities will shorten this working time.
6. Keep the assembled parts from moving during cure. The joint should be allowed to develop full strength before subjecting to any service loads.
7. Excess uncured adhesive can be wiped away with organic solvent (e.g. Acetone).
8. After use and before adhesive hardens, mixing and application equipment should be cleaned with hot soapy water.

**Storage**

Store product in the unopened container in a dry location. Storage information may be indicated on the product container labeling.

**Optimal Storage: 8 °C to 21 °C. Storage below 8 °C or greater than 28 °C can adversely affect product properties.** Material removed from containers may be contaminated during use. Do not return product to the original container. Henkel Corporation cannot assume responsibility for product which has been contaminated or stored under conditions other than those previously indicated. If additional information is required, please contact your local Technical Service Center or Customer Service Representative.

**Loctite Material Specification<sup>LMS</sup>**

LMS dated August 03, 2007. Test reports for each batch are available for the indicated properties. LMS test reports include selected QC test parameters considered appropriate to specifications for customer use. Additionally, comprehensive controls are in place to assure product quality and consistency. Special customer specification requirements may be coordinated through Henkel Quality.

**Conversions**

$(^{\circ}\text{C} \times 1.8) + 32 = ^{\circ}\text{F}$   
 $\text{kV/mm} \times 25.4 = \text{V/mil}$   
 $\text{mm} / 25.4 = \text{inches}$   
 $\text{N} \times 0.225 = \text{lb}$   
 $\text{N/mm} \times 5.71 = \text{lb/in}$   
 $\text{N/mm}^2 \times 145 = \text{psi}$   
 $\text{MPa} \times 145 = \text{psi}$   
 $\text{N}\cdot\text{m} \times 8.851 = \text{lb}\cdot\text{in}$   
 $\text{N}\cdot\text{m} \times 0.738 = \text{lb}\cdot\text{ft}$   
 $\text{N}\cdot\text{mm} \times 0.142 = \text{oz}\cdot\text{in}$   
 $\text{mPa}\cdot\text{s} = \text{cP}$

**Note**

The data contained herein are furnished for information only and are believed to be reliable. We cannot assume responsibility for the results obtained by others over whose methods we have no control. It is the user's responsibility to determine suitability for the user's purpose of any production methods mentioned herein and to adopt such precautions as may be advisable for the protection of property and of persons against any hazards that may be involved in the handling and use thereof. In light of the foregoing, **Henkel Corporation specifically disclaims all warranties expressed or implied, including warranties of merchantability or fitness for a particular purpose, arising from sale or use of Henkel Corporation's products. Henkel Corporation specifically disclaims any liability for consequential or incidental damages of any kind, including lost profits.** The discussion herein of various processes or compositions is not to be interpreted as representation that they are free from domination of patents owned by others or as a license under any Henkel Corporation patents that may cover such processes or compositions. We recommend that each prospective user test his proposed application before repetitive use, using this data as a guide. This product may be covered by one or more United States or foreign patents or patent applications.

**Trademark usage**

Except as otherwise noted, all trademarks in this document are trademarks of Henkel Corporation in the U.S. and elsewhere. ® denotes a trademark registered in the U.S. Patent and Trademark Office.

Reference 2.1