



**BRIGHTTEK**  
**BRIGHTTEK (EUROPE) LIMITED**

*Brighten up The World With LED!*



ISO 9001:2008

BSI EM ISO 14001:2004

QC 800000 IECQ HSP98

## PRODUCT DATASHEET




- ▶ PCB Side View
- ▶ 0602SV (1606) 1.2t
- ▶ Red (620nm)

# NOR43S44SV



Release Date: 10 February 2022 Version: A1.1



## 0602SV 1.2t Series

**RoHS**  
Compliant



### FEATURES:

- **Package:** Side View PCB SMT Package
- **Forward Current:** 20mA
- **Forward Voltage (typ.):** 2.0V
- **Luminous Intensity (typ.):** 400mcd@20mA
- **Colour:** Red
- **Wavelength:** 620nm
- **Viewing angle:** 140°
- **Materials:**
  - Die: AlGaInP/GaAs
  - Resin: Epoxy (Water Clear)
- **Operating Temperature:** -40~+80°C
- **Storage Temperature:** -40~+85°C
- **Grouping parameters:**
  - Forward voltage
  - Luminous intensity
  - Dominant Wavelength
- **Soldering methods:** Reflow
- **Preconditioning:** acc. to JEDEC Level 3
- **Packing:** 8mm tape with max. 4000/reel, ø180mm (7")

### APPLICATIONS:

- Backlighting
- Indication Light
- Side view Light Strip
- Switch light
- Dashboard
- Keyboard

## CHARACTERISTICS:

### Absolute Maximum Characteristics (Ta=25°C)

Parameter	Symbol	Ratings	Unit
Forward Current	I <sub>F</sub>	30	mA
Peak Forward Current Duty 1/8@1KHz	I <sub>FP</sub>	125	mA
Reverse Voltage	V <sub>R</sub>	5	V
Reverse Current	I <sub>R</sub>	10	μA
Power Dissipation	P <sub>D</sub>	75	mW
Operating Temperature	T <sub>OPR</sub>	-40~+80	°C
Storage Temperature	T <sub>STG</sub>	-40~+85	°C

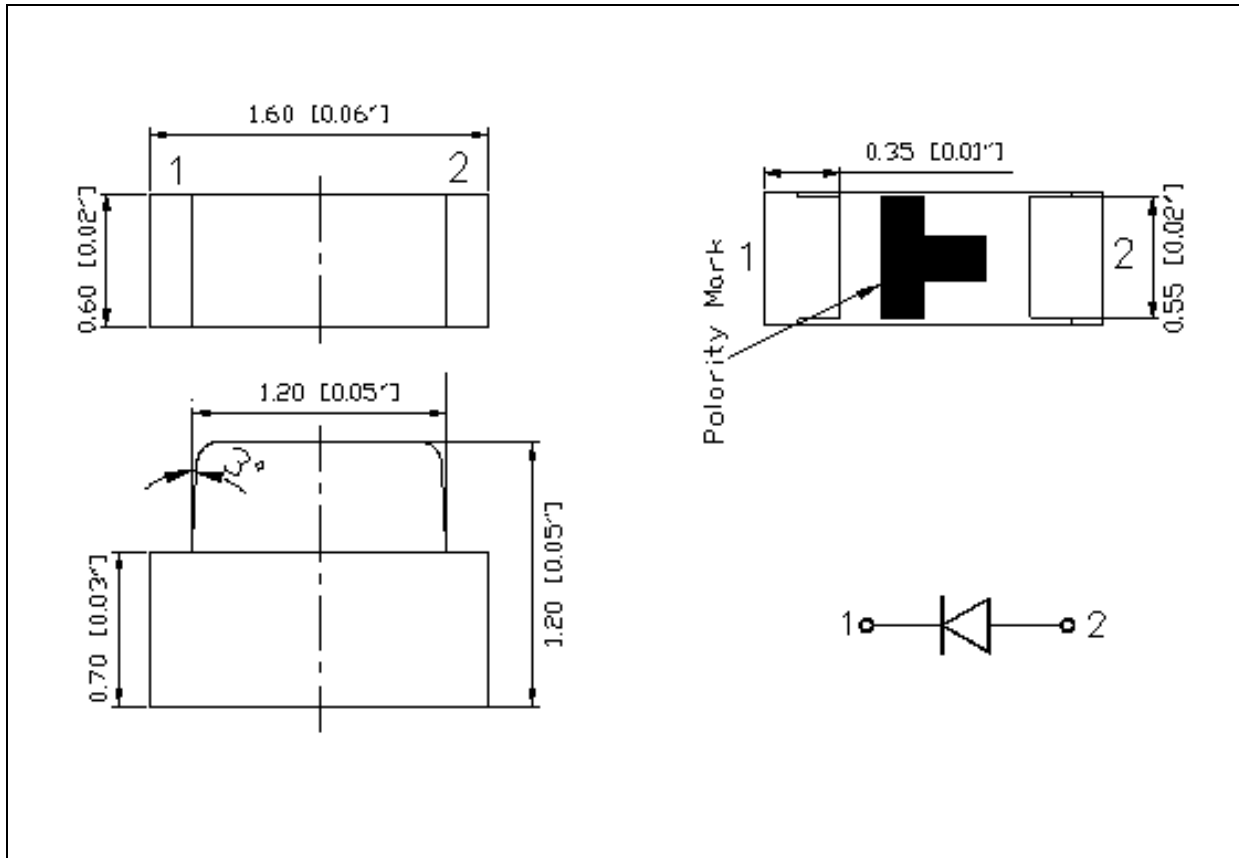
### Electrical & Optical Characteristics (Ta=25°C)

Parameter	Symbol	Values			Unit	Test Condition
		Min.	Typ.	Max.		
Forward Voltage	V <sub>F</sub>	1.7	2.0	2.5	V	I <sub>F</sub> =20mA
Luminous Intensity	I <sub>v</sub>	250	400	800	mcd	I <sub>F</sub> =20mA
Dominant Wavelength	λ <sub>D</sub>	615	620	630	nm	I <sub>F</sub> =20mA
Peak Wavelength	λ <sub>P</sub>	---	630	---	nm	I <sub>F</sub> =20mA
Spectral Line Half Bandwidth	Δλ	---	18	---	nm	I <sub>F</sub> =20mA
Viewing Angle	2θ <sub>1/2</sub>	---	140	---	deg	I <sub>F</sub> =20mA

1. Luminous intensity (I<sub>v</sub>) ±15%, Forward Voltage (V<sub>F</sub>) ±0.1V

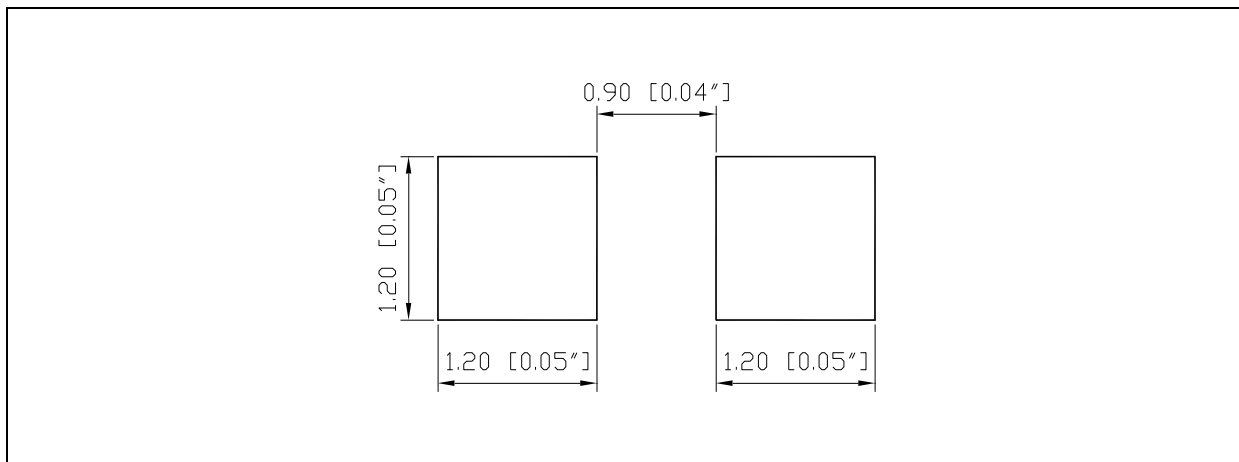
## OUTLINE DIMENSION:

Package Dimension:



1. All dimensions are in millimetre (mm).
2. Tolerance  $\pm 0.2\text{mm}$ , unless otherwise noted.

Recommended Soldering Pad Dimension:



1. Dimensions are in millimetre (mm).
2. Tolerance  $\pm 0.1\text{mm}$  with angle tolerance  $\pm 0.5^\circ$ .

**BINNING GROUPS:**


---

 Forward Voltage Classifications ( $I_F = 20\text{mA}$ ):

Code	Min.	Max.	Unit
□	1.7	2.5	V

 Luminous Intensity Classifications ( $I_F = 20\text{mA}$ ):

Code	Min.	Max.	Unit
N	250	320	mcd
O	320	400	
P	400	500	
Q	500	630	
R	630	800	

 Dominant Wavelength Classifications ( $I_F = 20\text{mA}$ ):

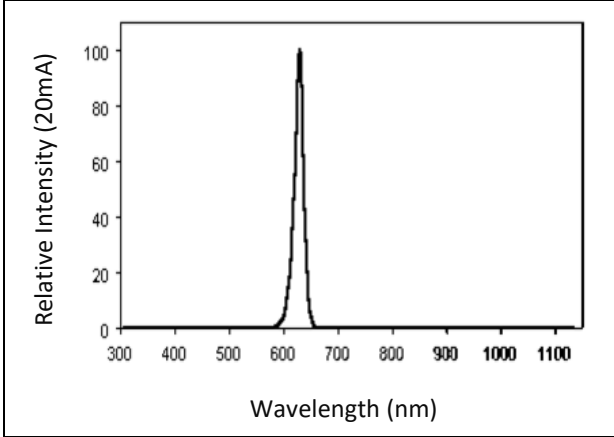
Code	Min.	Max.	Unit
s	615	620	nm
t	620	625	
u	625	630	

Example Group Name on Label:

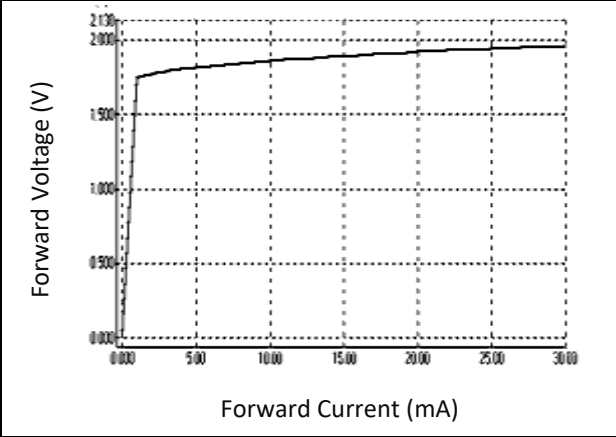
- **Pt20** = □ (1.7~2.5V) ► **P** (400~500mcd) ► **t** (620~625nm) ► **20** ( $I_F=20\text{mA}$ )

**ELECTRO-OPTICAL CHARACTERISTICS:**

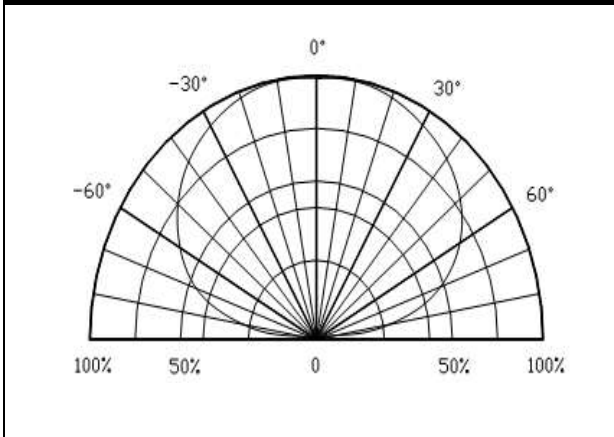
Relative Spectral Distribution



Forward Current v.s. Forward Voltage

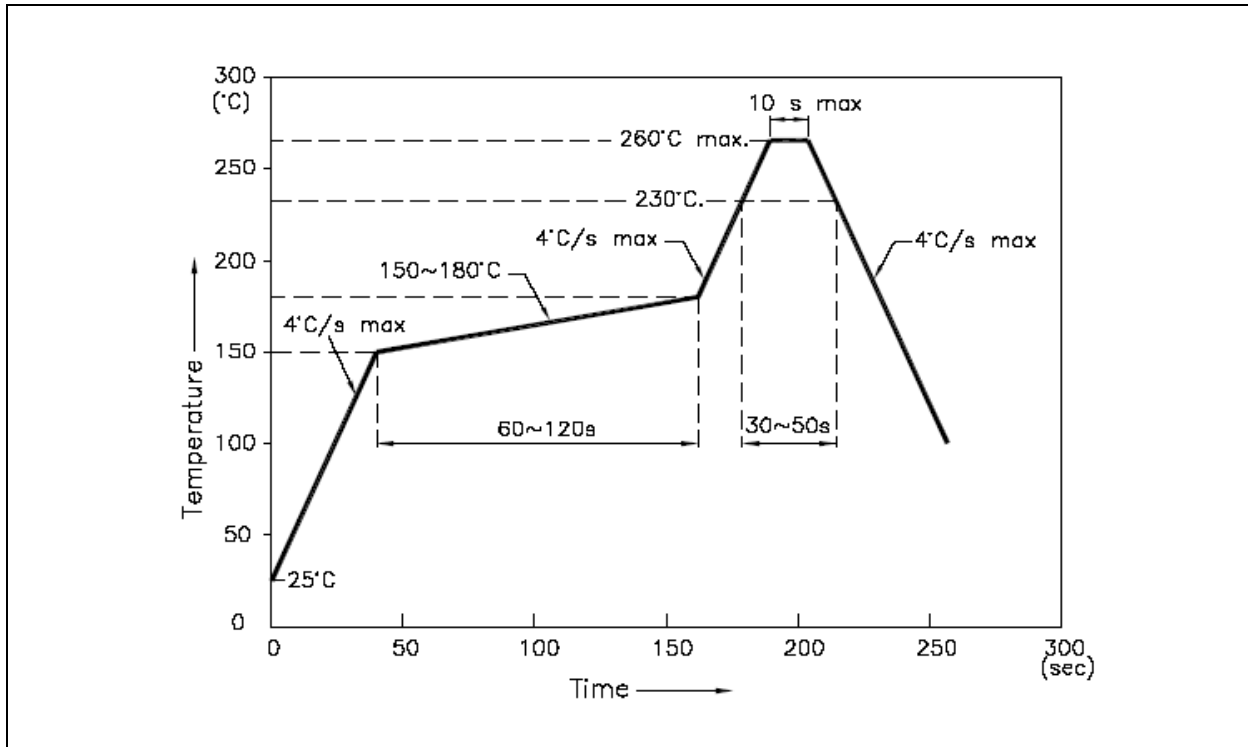


Directive Radiation



## RECOMMENDED SOLDERING PROFILE:

Lead-free Solder:

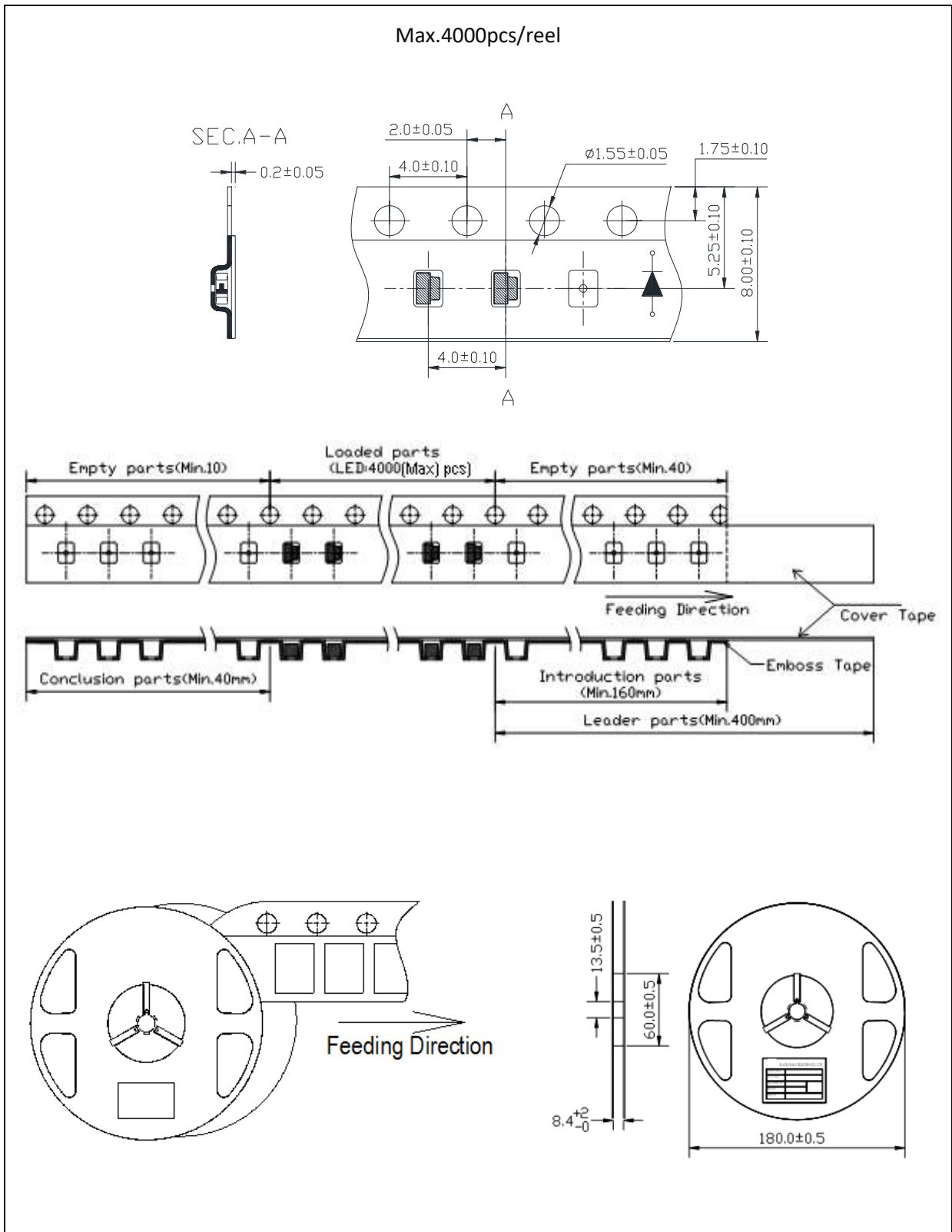


Note:

1. Recommend soldering temperature is 245°C. The maximum soldering temperature should be limited to 260°C.
2. Maximum reflow soldering: 2 times.
3. Before, during, and after soldering, should not apply stress on the components and PCB board.

**PACKING SPECIFICATION:**

Reel Dimension:



## PRECAUTIONS OF USE:

---

### Storage:

It is recommended to store the products in the following conditions:

- Humidity: 60% R.H. Max.
- Temperature: 5°C~30°C (41°F ~86°F).

Shelf life in sealed bag: 12 months at 5°C~30°C and <60% R.H.

Once the package is opened, the products should be used within a week. Otherwise, they should be kept in a damp-proof box with desiccating agent <10% R.H. and apply baking before use.

### Baking:

It is recommended to bake the LED before soldering if the pack has been unsealed for longer than 24hrs. The suggested baking conditions are as followings:

- 60±3°C x 36hrs and <5%RH, taped / reel package.

It's normal to see slight color fading of carrier (light yellow) after baking in process.

### Testing Circuit:



Must apply resistor(s) for protection (over current proof).

### Cleaning:

Use alcohol-based cleaning solvents such as isopropyl alcohol to clean the LED carrier / package. Avoid putting any stress force directly on to the LED lens.

### ESD (Electrostatic Discharge):

Static Electricity or power surge will damage the LED. Use of a conductive wrist band or anti-electrostatic glove is recommended when handling the LED all time. All devices, equipment, machinery, work tables, and storage racks must be properly grounded.

In the events of manual working in process, make sure the devices are well protected from ESD at any time.



**REVISION RECORD:**

---

Version	Date	Summary of Revision
A1.0	08/12/2017	Datasheet set-up.
A1.1	10/02/2022	Update bin table.